




5-Port 10/100Mbps PoE Switch(IEEE 802.3af/at)

OP-S4A1F-AT



Shenzhen Optostar Optoelectronics Co., Ltd

2013. 05(Version 2)

Overview

This OP-S4A1F-AT switch provides a network point for power supply and data transmission. All the 5 Ethernet ports can be connected with 10/100Mbps quickly, and the uplink port is Ethernet interface, among which 1-4 port can provide standard IEEE802.3af power supply. Due the advanced self-sensing algorithm supply power for IEEE802.3af/at terminal unit, there is no need to worry about damaging proprietary PoE or non-PoE standard equipment. In addition, it will stop power supply when PoE devices are not connected. In short, The OP-S4A1F-AT features simple and reliable design, automatic identification PoE requirements, duplex and high-speed.

This cost-effective OP-S4A1F-AT provide network layout need to simplify wireless access point (AP) and IP-based surveillance cameras network cameras in order to install in commercial network and home network. The devices far away from power socket are very suitable for hanging on the wall or ceiling. PoE eliminates the need for connecting these devices to power socket. So it make more flexible for those difficult to connect with AC power socket, and cut down the installation cost. It is ideal choice for those want to deploy a small commercial network and home network that use wireless access point (AP) and IP-based surveillance cameras.

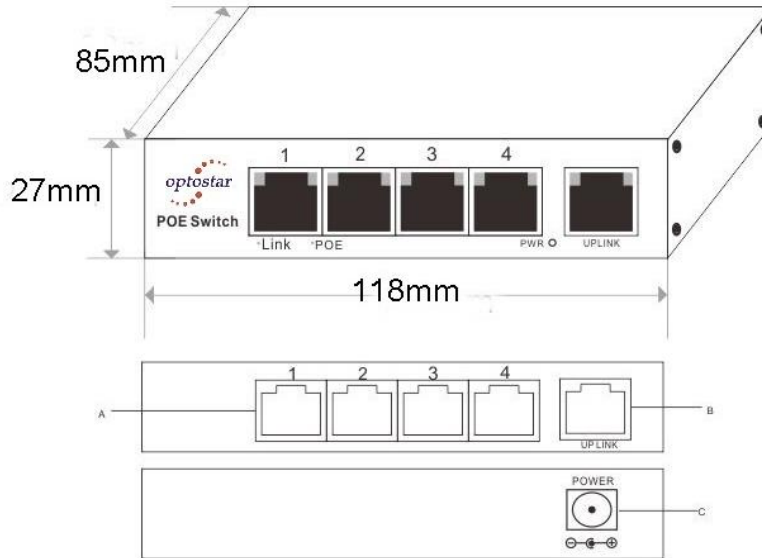
Product Features

- Can supply power to network surveillance cameras that without PoE function
- 5x 10/100Mbps auto-sensing RJ45 ports, 4x 10/100Mbps
- PoE ports, 1x uplink port
- Supports port auto-flip (Auto MDI/ MDIX)
- External power supply
- Maximum PoE ports power: 110W (Port 1 to Port 4)
- Maximum power of single PoE port: 30W
- Adopts store-and-forward architecture
- IEEE 802.3af/at power on up to 4 ports
- Features with fanless, natural cooling, small, compact and quiet design, suitable for desktop or wall
- Built-in 1U rack power supply series, easy to place it into
- standard mounting brackets
- Anti-spark circuit design
- Anti-thunder protection, anti-surge circuit, and enhance the protection for the machine.

Technical Parameter

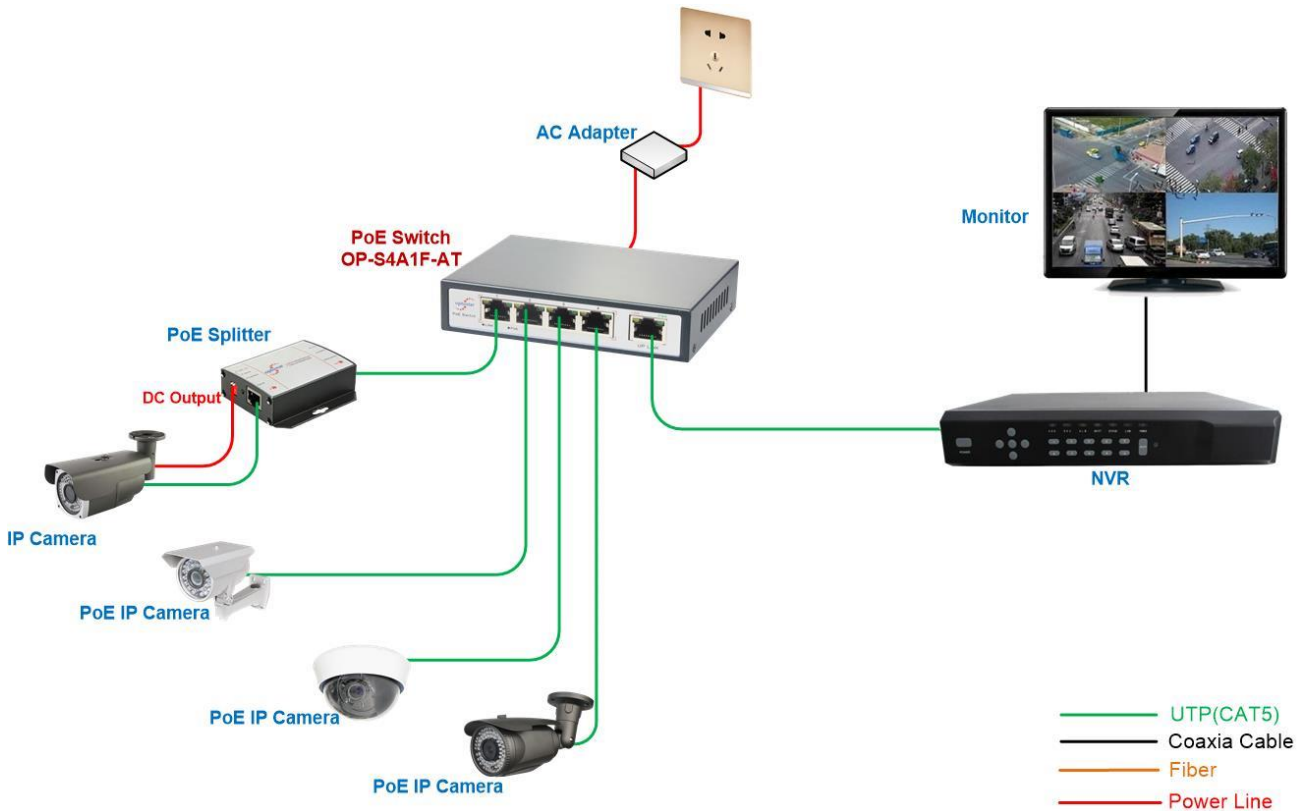
Product Name	5-Port PoE Switch with 4 PoE Ports
Product Model	OP-S4A1F-AT
Connector	5x 10/100M copper cable RJ45 ports(all ports support MDI/MDIX) 4x PoE ports
Transfer Mode	Store-And-Forward
Network Medium	10BASE-T: Cat3,4,5 UTP(≤100 meter) 100BASE-TX: Cat5 or more UTP (≤100 meter)
	Data transmission distance: 100m
Performance Specifications	Bandwidth: 1.6Gbps (non-blocking) Network Latency (100 to 100M bps): maximum delay less than 20 microseconds Packet Buffer Memory: 768KB Forwarding Rate: 0.74Mpps Address Database Size: 1K MTBF: 100,000 hours
Network Protocols and Standards	IEEE 802.3i 10BASET IEEE 802.3u 100BASETX IEEE 802.3x Flow Control IEEE 802.3af DTE Power via MDI IEEE 802.3af/at
LEDs Status	System: power supply Every Port: connecting, PoE working status
Power	Maximum PoE power: 110W Max PoE power for each port:30W(1~4 port) Power input: DC52V / 2.15A; (every country use a custom power plug)
Dimensions/Weight	Dimensions: 118*89*25mm, 0.24kg
Working Environment	Operating Temperature: -20 ° ~ 55 ° C Storage Temperature: -20 ° ~ 75 ° C Operating Humidity: 10% ~ 95%, non-condensing
Radiation	CE mark, commercial FCC Part 15 Class B VCCI Class B EN 55022 (CISPR 22), Class B
Safety	CE Mark ,commercial CE/LVD EN60950, RoHS
Warranty	1 year warranty(2 years warranty for power adapter)

Product Size



- A. 4x PoE Power Supply Port
- B. Uplink Port
- C. DC 48V Input

Application





Order Information

Model	Description
OP-S4A1F-AT	5x 10/100M Ethernet ports with 4x PoE ports PoE switch, and 1-4 ports supports IEEE802.3af/at POE international standard, Max PoE power for each port is 30W, total power is 120W
Notes: PoE default power supply is end-span (1/2, 3/6 line pair), alternative PoE Power supply is mid-span (4/5, 7/8 line pair)	

Package include

No	Package List
1	5-Port PoE Switch with and 4 PoE Ports (OP-S4A1F-AT)
2	Power Adapter
3	User Guide
4	Warranty Card

Important Notice

Performance figures, data and any illustrative material provided in this data sheet are typical and must be specifically confirmed in writing by OPTOSTAR before they become applicable to any particular order or contract. In accordance with the OPTOSTAR policy of continuous improvement specifications may change without notice.

The publication of information in this data sheet does not imply freedom from patent or other protective rights of OPTOSTAR or others. Further details are available from any OPTOSTAR sales representative.

Contact OPTOSTAR

Shenzhen Optostar Optoelectronics Co., Ltd

Address:A-14,Haide Building,the Intersection of Nanxin Road and Haide Second Road Nanshan District Shenzhen,China .

Tel: +86-755-26400198 +86-755-26400288 Fax: +86-755-26411001

Email: info@optostar.com.cn

Skype:ouyangroya

Web: www.optostar.com.cn