



6 Port 10/100/1000M Managed Industrial Ethernet Switch

OP-S4F2X-M-I



Shenzhen Optostar Optoelectronics Co., Ltd

2013. 10 (Version 1)

Overview

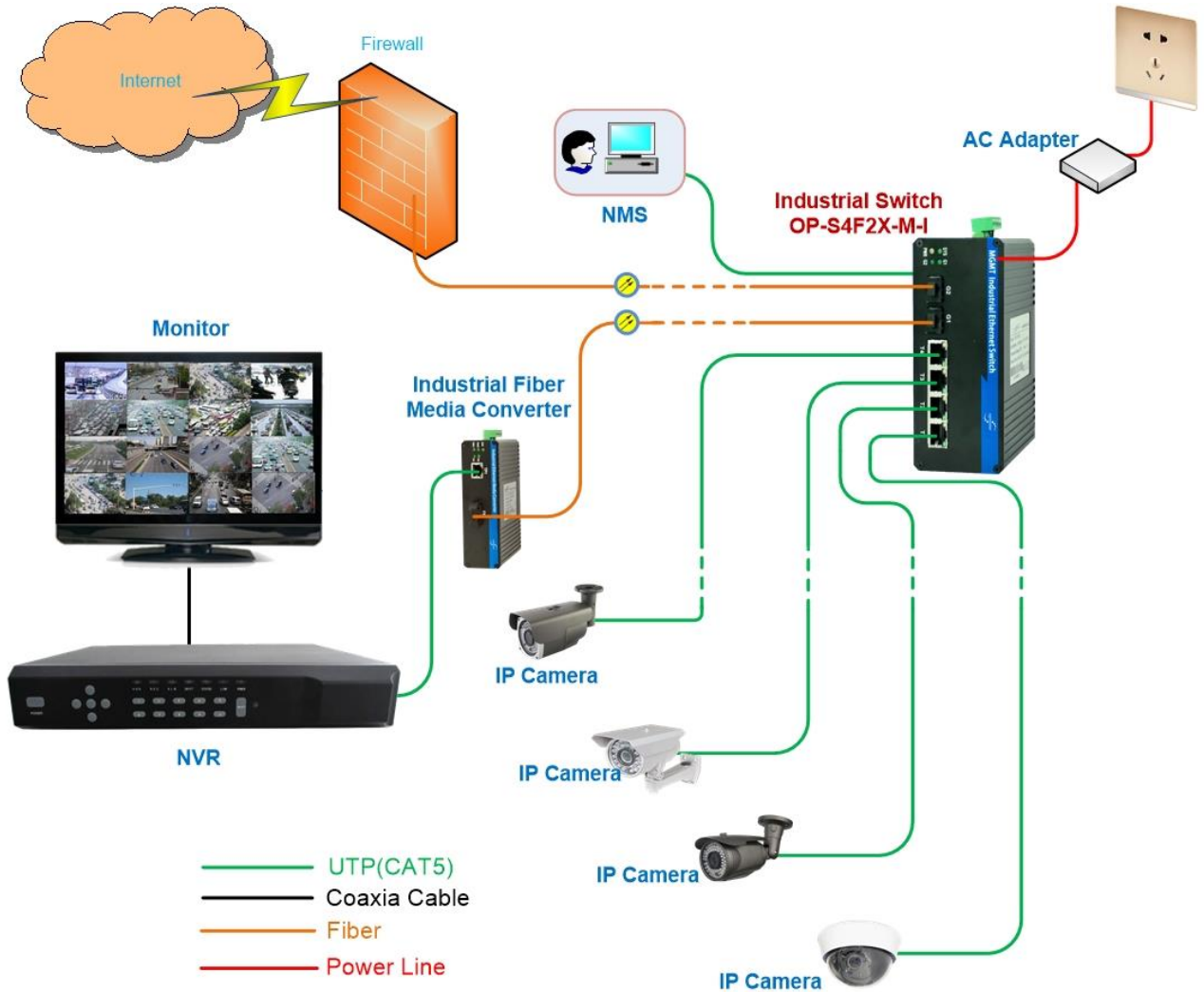
This managed industrial Ethernet switch is designed to match the critical industrial standards. With reliable and simple operation against vibration and shock, and wide operation temperature range, it could match a variety of harsh environments.

The switch complies with CE, FCC and RoHS standards, and passed the 100% burning test to ensure that it will fulfill the needs of industrial applications. It is a good choice for an economical solution for industrial Ethernet connections.

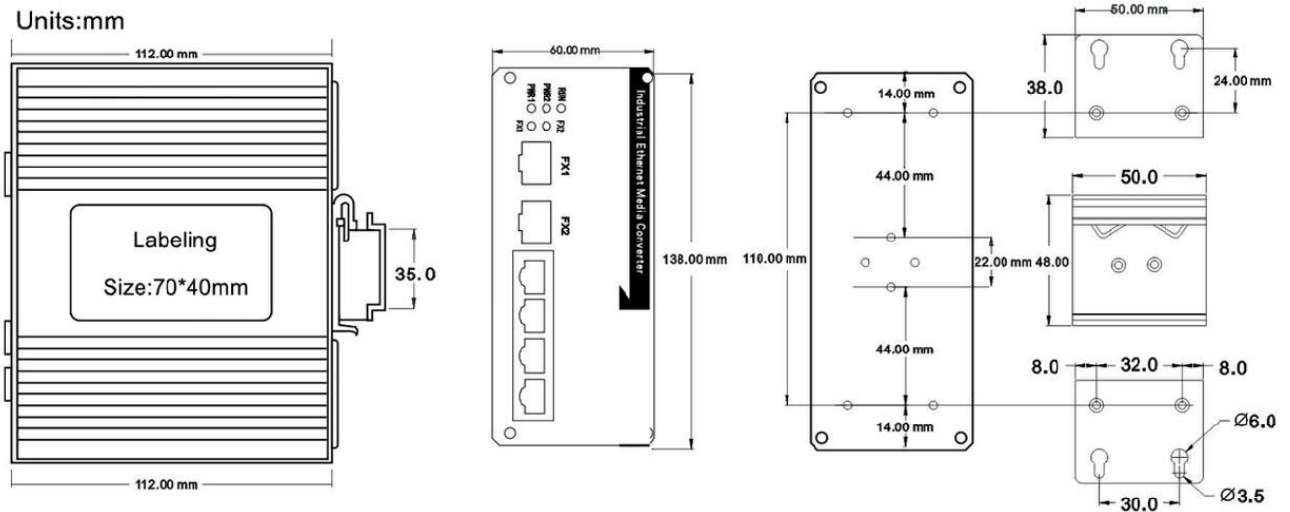
Features

- 4*10/100Base-T(X) ports and 2*1000Base-X ports
- “OP-Ring” (recovery time<20ms), RSTP/STP, and MSTP for network redundancy
- SNMPv3, IEEE802.1X, HTTPS and SSH to enhance network security
- Port-based VLAN, IEEE802.1Q VLAN and GVRP to ease network planning
- DHCP Option 82 for IP address assignment with different policies
- Ethernet/IP and Modbus/TCP industrial Ethernet protocol supported
- Bandwidth management prevents unpredictable network status
- RMON for efficient network monitoring and proactive capability
- Lock port allows access by only authorized MAC addresses
- Port mirroring for online debugging
- Automatic warning by exception through email, relay output
- QoS and ToS/DiffServ for flow control and management
- IEEE 802.3ad, LACP for optimum bandwidth utilization
- Configurable by CLI for advanced management function
- -40°C-85°C operating temperature range

Application




Mechanical Dimensions



Technical Indexes

Standard	<p>IEEE 802.3 for 10BaseT IEEE 802.3u for 100BaseT(X) IEEE 802.3x for Flow Control IEEE 802.1D-2004 for Spanning Tree Protocol IEEE 802.1w for Rapid Spanning Tree Protocol IEEE 802.1Q for VLAN Tagging IEEE 802.1p for Class of Service IEEE 802.1X for Authentication IEEE 802.3ad for Port Trunk with LACP Shock: IEC 60068-2-27 Free Fall: IEC 60068-2-32 Vibration: IEC 60068-2-6 EMI: FCC CFR47 Part 15, EN55022/CISPR22, Class A Industry: I EC60068-2-6, I EC60068-2-27, I EC60068-2-32 Rail: EN50155, EN50121-4 Traffic: NEMA TS-2</p>
EMS	<p>EN61000-4-2 (ESD), Level 3 EN61000-4-3 (RS), Level 3 EN61000-4-4 (EFT), Level 3 EN61000-4-5 (Surge), Level 3 EN61000-4-6 (CS), Level 3 EN61000-4-16(Common-mode Conduction), Level 3</p>
Copper Port	<p>RJ45 Port: 10/100Base-T(X) auto negotiation Full/Half duplex mode Auto MDI-MDI-X connection Up to 100M Cat-5 transmission distance</p>
Console Port	<p>RS-232(RJ45 connector) Alarm Contact: 1 replay outputs, supports IP/MAC conflict</p>
Fiber Port	<p>SFP Port: 1000Base-X interface</p>
Protocol	<p>OP-Ring, IGMPv1/v2, GVRP, SNMPv1/v2c/v3, DHCP Client, TFTP, SMTP, RMON, HTTP, HTTPS, Telnet, Syslog, GVRP SSH, SNMP Inform, LLDP, SNTP Server/Client, PVLAN</p>
MIB	<p>MIB-II, Ethernet-Like MIB, P-BRIDGE MIB, Q-BRIDGE MIB, Bridge MIB, RSTP MIB, RMON MIB</p>
Flow Control	<p>IEEE 802.3x flow control, back pressure flow control</p>
Switch Properties	<p>Priority Queues: 4 Maximum No of Available VLANs: 256 VLAN ID: 1-4094 IGMP Groups: 256 MAC Table Size: 8K Packet Buffer Size: 1Mbit</p>
Power	<p>Input Voltage: 24V DC(18-36VDC) Redundant dual inputs Input Current: <0.5A @24VDC Overload Current Protection: Present Reverse Polarity Protection: Present Redundant Protection: Present Connection: 1 removable 6-pin terminal blocks</p>



Environmental Limits	Operating Temperature: -40°C-85°C Storage Temperature: -40°C-85°C Ambient Relative Humidity: 5%-95% (non-condensing)
Warranty	5 years
Physical Characteristics	Housing: Aluminum Alloy material with IP40 Protection Dimension: 138mm(L) X 112mm(W) X 60mm(H) Weight: 710g Installation: Din-Rail mounting, Wall mounting

Order Information

Model	Description
OP-S4F2X-M-I	2*1000M SFP Slot and 4*10/100M RJ45 Port, 1 Console Port

Package include

No	Package List
1	2*1000M SFP Slot and 4*10/100M RJ45 Port, 1*Console Port
2	Power Adapter
3	User Guide
4	Warranty Card

Important Notice

Performance figures, data and any illustrative material provided in this data sheet are typical and must be specifically confirmed in writing by OPTOSTAR before they become applicable to any particular order or contract. In accordance with the OPTOSTAR policy of continuous improvement specifications may change without notice.

The publication of information in this data sheet does not imply freedom from patent or other protective rights of OPTOSTAR or others. Further details are available from any OPTOSTAR sales representative.

Contact OPTOSTAR

Shenzhen Optostar Optoelectronics Co., Ltd

Address:A-14,Haide Building,the Intersection of Nanxin Road and Haide Second Road Nanshan

Shenzhen Optostar Optoelectronics Co., Ltd.

A-14,Haide Building, Nanxin Road Nanshan District,Shenzhen,P.R.China

Email:info@optostar.com.cn 0086-755-26400198/0086-0755-26400288 Fax:0086-755-26411001



District Shenzhen,China .

Tel: +86-755-26400198 +86-755-26400288 Fax: +86-755-26411001

Email: info@optostar.com.cn

Skype:ouyangroya

Web: www.optostar.com.cn